



How to Install ADISRA® SmartView

Document Information

Software Version:	4.0.4.0
Creation Date:	August, 2022
Last Edit Date:	28, Nov, 2023
Version:	2.0

1. Scope

The scope of this document is to provide users with step-by-step instructions on how to install the requirements to be able to install ADISRA SmartView.

2. Summary












The topic covered in this document includes a simple guide showing the preferred way to install each file that is required.

3. How to install ADISRA SmartView












Before installing ADISRA SmartView, you will need to first install the necessary files for it to work. Please follow the directions below to correctly install the latest version of ADISRA SmartView.

3.1. Installing the prerequisites












1. First, you will need to check which architecture your machine is running on. To do that, access the Windows "System Information" and search for "System Type."
2. Once the system type is confirmed, please open the correct OPC Core Components folder and, as an administrator, proceed to execute the installation file. If you already have it installed, please still execute the file to ensure that you have the correct version.

	1. ADISRA SmartView Pre-requisites_OPCCoreComponents_x64	24/11/2023 13:56	Pasta de arquivos	
	1. ADISRA SmartView Pre-requisites_OPCCoreComponents_x86	24/11/2023 13:56	Pasta de arquivos	
	2. ADISRA SmartView Pre-requisites_AspnetcoreRuntime_x64	24/11/2023 14:06	Pasta de arquivos	
	2. ADISRA SmartView Pre-requisites_AspnetcoreRuntime_x86	24/11/2023 14:06	Pasta de arquivos	
	3. ADISRA SmartView Pre-requisites_WindowsdesktopRuntime_x64	24/11/2023 14:06	Pasta de arquivos	
	3. ADISRA SmartView Pre-requisites_WindowsdesktopRuntime_x86	24/11/2023 14:06	Pasta de arquivos	
	4. ADISRA SmartView Pre-requisites_VC_redist_x64	24/11/2023 14:06	Pasta de arquivos	
	4. ADISRA SmartView Pre-requisites_VC_redist_x86	24/11/2023 14:06	Pasta de arquivos	
	5. ADISRA SmartView Pre-requisites_MicrosoftEdgeSetup	24/11/2023 14:06	Pasta de arquivos	
	ADISRA SmartView	24/11/2023 14:00	Aplicativo	413 KB
	How to Install ADISRA SmartView	30/05/2023 08:47	Microsoft Edge P...	494 KB












3. Finish the installation and proceed to the next requirement.
4. The next requirement to install is the ASP.NET Core Shared Framework. Open the correct folder and execute the file as administrator.

	1. ADISRA SmartView Pre-requisites_OPCCoreComponents_x64	24/11/2023 13:56	Pasta de arquivos	
	1. ADISRA SmartView Pre-requisites_OPCCoreComponents_x86	24/11/2023 13:56	Pasta de arquivos	
	2. ADISRA SmartView Pre-requisites_AspnetcoreRuntime_x64	24/11/2023 14:06	Pasta de arquivos	
	2. ADISRA SmartView Pre-requisites_AspnetcoreRuntime_x86	24/11/2023 14:06	Pasta de arquivos	
	3. ADISRA SmartView Pre-requisites_WindowsdesktopRuntime_x64	24/11/2023 14:06	Pasta de arquivos	
	3. ADISRA SmartView Pre-requisites_WindowsdesktopRuntime_x86	24/11/2023 14:06	Pasta de arquivos	
	4. ADISRA SmartView Pre-requisites_VC_redist_x64	24/11/2023 14:06	Pasta de arquivos	
	4. ADISRA SmartView Pre-requisites_VC_redist_x86	24/11/2023 14:06	Pasta de arquivos	
	5. ADISRA SmartView Pre-requisites_MicrosoftEdgeSetup	24/11/2023 14:06	Pasta de arquivos	
	ADISRA SmartView	24/11/2023 14:00	Aplicativo	413 KB
	How to Install ADISRA SmartView	30/05/2023 08:47	Microsoft Edge P...	494 KB












5. Proceed with the installation of the Microsoft Windows Desktop Runtime. As mentioned before, open the correct folder and execute the file as an administrator.

	1. ADISRA SmartView Pre-requisites_OPCCoreComponents_x64	24/11/2023 13:56	Pasta de arquivos	
	1. ADISRA SmartView Pre-requisites_OPCCoreComponents_x86	24/11/2023 13:56	Pasta de arquivos	
	2. ADISRA SmartView Pre-requisites_AspnetcoreRuntime_x64	24/11/2023 14:06	Pasta de arquivos	
	2. ADISRA SmartView Pre-requisites_AspnetcoreRuntime_x86	24/11/2023 14:06	Pasta de arquivos	
	3. ADISRA SmartView Pre-requisites_WindowsdesktopRuntime_x64	24/11/2023 14:06	Pasta de arquivos	
	3. ADISRA SmartView Pre-requisites_WindowsdesktopRuntime_x86	24/11/2023 14:06	Pasta de arquivos	
	4. ADISRA SmartView Pre-requisites_VC_redist_x64	24/11/2023 14:06	Pasta de arquivos	
	4. ADISRA SmartView Pre-requisites_VC_redist_x86	24/11/2023 14:06	Pasta de arquivos	
	5. ADISRA SmartView Pre-requisites_MicrosoftEdgeSetup	24/11/2023 14:06	Pasta de arquivos	
	ADISRA SmartView	24/11/2023 14:00	Aplicativo	413 KB
	How to Install ADISRA SmartView	30/05/2023 08:47	Microsoft Edge P...	494 KB

6. Install the Microsoft Visual C++ 2015-2022 Redistributable. Open the correct folder and execute the file as administrator.

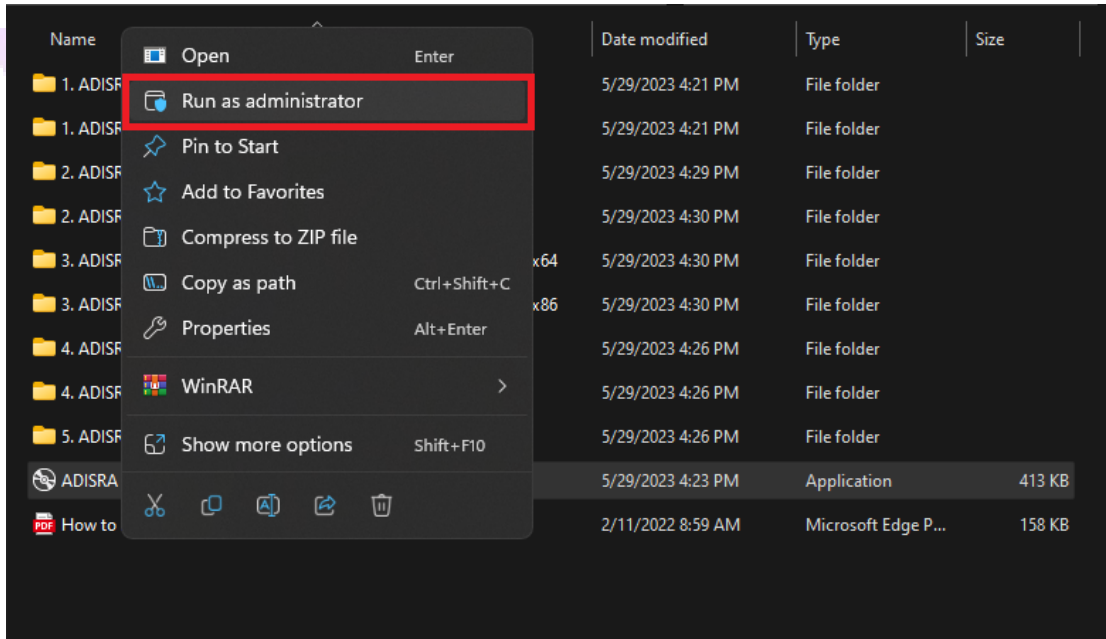
	1. ADISRA SmartView Pre-requisites_OPCCoreComponents_x64	24/11/2023 13:56	Pasta de arquivos	
	1. ADISRA SmartView Pre-requisites_OPCCoreComponents_x86	24/11/2023 13:56	Pasta de arquivos	
	2. ADISRA SmartView Pre-requisites_AspnetcoreRuntime_x64	24/11/2023 14:06	Pasta de arquivos	
	2. ADISRA SmartView Pre-requisites_AspnetcoreRuntime_x86	24/11/2023 14:06	Pasta de arquivos	
	3. ADISRA SmartView Pre-requisites_WindowsdesktopRuntime_x64	24/11/2023 14:06	Pasta de arquivos	
	3. ADISRA SmartView Pre-requisites_WindowsdesktopRuntime_x86	24/11/2023 14:06	Pasta de arquivos	
	4. ADISRA SmartView Pre-requisites_VC_redist_x64	24/11/2023 14:06	Pasta de arquivos	
	4. ADISRA SmartView Pre-requisites_VC_redist_x86	24/11/2023 14:06	Pasta de arquivos	
	5. ADISRA SmartView Pre-requisites_MicrosoftEdgeSetup	24/11/2023 14:06	Pasta de arquivos	
	ADISRA SmartView	24/11/2023 14:00	Aplicativo	413 KB
	How to Install ADISRA SmartView	30/05/2023 08:47	Microsoft Edge P...	494 KB

7. In order to utilize the ADISRA SmartView web viewer, it is necessary to install Microsoft Edge Beta. Please access the respective folder and execute it as an administrator.

	1. ADISRA SmartView Pre-requisites_OPCCoreComponents_x64	24/11/2023 13:56	Pasta de arquivos	
	1. ADISRA SmartView Pre-requisites_OPCCoreComponents_x86	24/11/2023 13:56	Pasta de arquivos	
	2. ADISRA SmartView Pre-requisites_AspnetcoreRuntime_x64	24/11/2023 14:06	Pasta de arquivos	
	2. ADISRA SmartView Pre-requisites_AspnetcoreRuntime_x86	24/11/2023 14:06	Pasta de arquivos	
	3. ADISRA SmartView Pre-requisites_WindowsdesktopRuntime_x64	24/11/2023 14:06	Pasta de arquivos	
	3. ADISRA SmartView Pre-requisites_WindowsdesktopRuntime_x86	24/11/2023 14:06	Pasta de arquivos	
	4. ADISRA SmartView Pre-requisites_VC_redist_x64	24/11/2023 14:06	Pasta de arquivos	
	4. ADISRA SmartView Pre-requisites_VC_redist_x86	24/11/2023 14:06	Pasta de arquivos	
	5. ADISRA SmartView Pre-requisites_MicrosoftEdgeSetup	24/11/2023 14:06	Pasta de arquivos	
	ADISRA SmartView	24/11/2023 14:00	Aplicativo	413 KB
	How to Install ADISRA SmartView	30/05/2023 08:47	Microsoft Edge P...	494 KB

8. With all requirements installed, please restart your machine to ensure all of them were correctly installed.
9. Once restarted, you can start the ADISRA SmartView installation. Execute the file 'ADISRA SmartView.exe' as administrator and install it in your machine.

10. After installing the above frameworks, click on the executable "ADISRA SmartView.exe" to install the ADISRA™ SmartView. Run the installer as administrator.



11. A window will appear with the installation configuration. Please proceed to install ADISRA SmartView on your machine. Thank you for following the instructions.

If you require assistance with the software installation, please do not hesitate to contact us at support@adisra.com or call us at 1-833-523-4772. We will be glad to help you.